



## Factsheet: Nagelmackers Eurozone Small & Mid Cap Fund

Monthly reporting on 10/31/2024

Open-ended fund

Category: Europe Small & Mid Cap

NAV: 140.44 EUR

Morningstar Rating™: ★ ★ ★

Morningstar is an independent provider of investment analyses. The Morningstar Rating of ★ to ★★★★★ is a quantitative evaluation for the past performances of an investment fund, taking into account risk and settled expenses. It does not take into account qualitative elements and is calculated on the basis of a (mathematical) formula. The investment funds are ranked by category and compared with similar investment funds based on their score and are given one to five stars. In each category, the top 10% highest scores get 5 stars, the next 22,5% 4 stars, the middle 35% 3 stars, the next 22,5% 2 stars and the worst 10% 1 star. The rating is calculated monthly based on historical returns over the past three, five or ten years and does not take into account the future. Compartments that have not yet existed for 3 years will not receive a rating. For more details on the calculation methodology, please refer to <https://www.morningstar.com/views/research/ratings>.

### Objective

Nagelmackers Equity Small & Mid Cap Fund seeks to maximize returns through long-term capital appreciation by investing in mid and small cap stocks. The fund invests mainly in small and mid-caps, a balanced selection composed of promising niche players with innovative added value, as well as a group of industrial first-class quality companies that boast a distinctive business and earnings model that have already proven their added value. These companies are highly active at the international level. Through a bottom-up stock picking approach - in-depth fundamental and value analysis - stocks are selected for inclusion in the portfolio. The focus is on earnings growth, value creation (return on equity) and balance sheet health.

The fund may use derivative financial instruments for downside risk hedging or return optimization purposes.

No benchmark is used for this fund, and it is actively managed.

The fund's dividend income is reinvested.

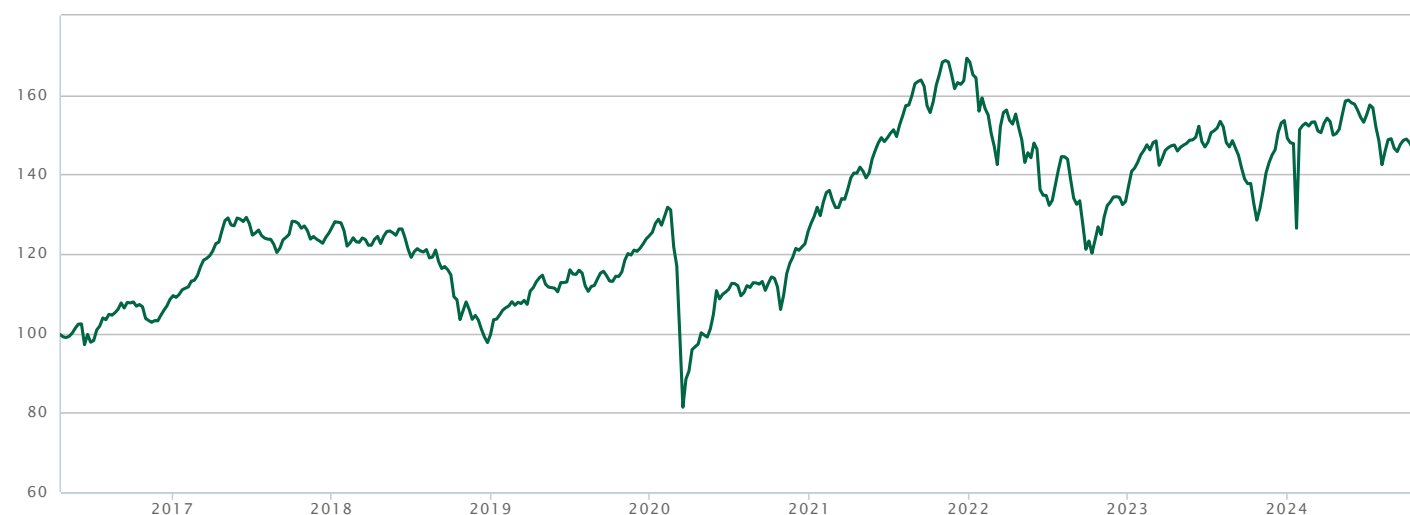
You can buy or sell shares in the fund on any banking day. Only in exceptional cases, redemptions can be limited or postponed. This is always done in the interest of the existing shareholders of the fund.

Recommendation: This fund may not be suitable for investors who plan to withdraw their money within 7 years.

This investment policy is taken in full of the Key Investor Information Document. Capital and/or returns are not guaranteed or protected.

The decision to invest in the UCI must take into account all characteristics and objectives of the promoted CIU: this fund is SFDR art. 8

### Evolution of 100 € invested in this compartment from 4/20/2016 to 10/31/2024



■ Nagelmackers Eurozone Small & Mid Cap Fund

Source: Infront, based on third-party information. This chart is based on previous years and therefore does not represent a reliable indicator for future results.

Returns

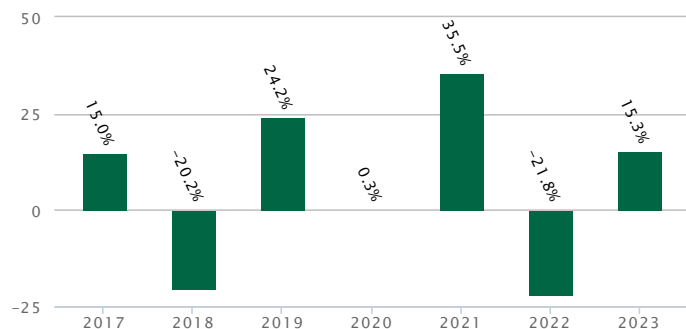
Cumulative returns (less than a year) and annualized gross returns (a year or more) from 10/31/2024\*

	1M	3M	YTD*	1Y	3Y	5Y	From start
Nagelmackers Eurozone Small & Mid Cap Fund	-5.36%	-6.58%	-7.67%	+9.54%	-4.99%	+3.96%	+4.03%

\* since the beginning of the year

Yearly return from 12/31/2023\*

Per calendar year, the accounting year ending December 31



Nagelmackers Eurozone Small & Mid Cap Fund

\* The gross returns shown are calculated in the currency of the fund (sub-fund) and do not take into account any entry or exit fees or taxes. The returns shown are those of the past and do not constitute a guarantee for future returns. Source: Infront

Gross dividends

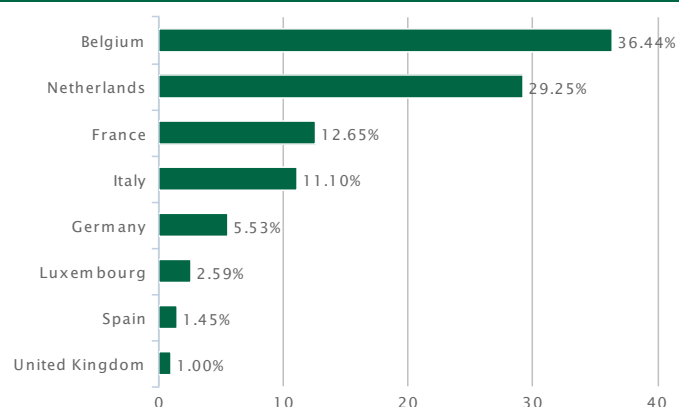
Pays dividends No

Compositions

Top 10 holdings

ASM INTERNATIONAL NV	8.29%
SOPRA STERIA GROUP	5.21%
ACKERMANS AND VAN HAAREN NV	4.58%
BESI - REGISTERED SHS	4.40%
KBC Ancora CVA	4.40%
MELEXIS NV	4.03%
D'IETEREN	3.44%
DEME GROUP NVÿÿ	3.31%
BASIC-FIT NV	3.19%
X-FAB SILICON F - REGISTERED	2.76%

Geographical breakdown - standardized



Features

General

Risk indicator



The risk indicator assumes that you keep the product for 7 years. This product does not have an expiry date. We have classified this product as 4 out of 7, which is an average risk category. The following risks may not be (sufficiently) reflected by the above synthetic indicator: \* Foreign exchange risk: investments may be made in investments denominated in another currency. As these currencies are not fully are hedged, there

Fund type	Capitalization
Fund size	14,261,449.16 EUR
Size of the compartment	103,681,674.87 EUR
Outstanding shares	102,341.54
Currency	EUR
ISIN code	BE6285216048
Investment horizon	Minimum 7 years
Legal structure	Compartment of the investment fund NAGELMACKERS under Belgian law
Compartment of	Nagelmackers
Financial service	CACEIS Belgium NV Havenlaan 86C b 320 1000 Brussels
Distributor	Bank Nagelmackers nv, Montoyerstraat 14, 1000 Brussels
Delegation of the administrator	Bank Nagelmackers NV

### Net asset value (NAV)

First NAV	EUR 100.26 au 4/20/2016
Quote frequency	The net asset value is calculated daily in Brussels based on the last known values for this evaluation.
Publication on website	<a href="http://www.tijd.be">http://www.tijd.be</a> <a href="http://www.lecho.be">http://www.lecho.be</a> <a href="https://www.nagelmackers.be">https://www.nagelmackers.be</a>

### Applied dates for orders

Orders received by Nagelmackers before	D = date of the closure of the order receipt period as well as date of the published net asset value: every banking day before 2 pm.
Evaluation date	D + 1 banking day in Brussels = date of calculation of net asset value
Valuation date	D + 3 banking days in Brussels = value date of subscriptions and refunds.

is exchange rate risk. \*Liquidity risk: this risk arises in case of difficulties to sell a financial instrument at its fair market value and at the desired time due to a lack of buyers. \* Sustainability risk: an event or condition concerning environmental, social or corporate governance, whose occurrence of which may have a material or potentially material adverse effect may have on the value of an investment. For a complete overview of the risks of this fund, please to the relevant section in the prospectus, available from the financial services provider or via the website.

### Fees

Entry fee	<ul style="list-style-type: none"> <li>• Less than 25,000 EUR: 2.50%</li> <li>• 25,000 up to and including 49,999 EUR: 2.25%</li> <li>• 50,000 up to and including 74,999 EUR: 2.00%</li> <li>• 75,000 EUR or more: 1.50%</li> </ul>
Exit fee	Not applicable
Management costs	1,60%
Ongoing charges	1,9%. The ongoing charges shown are based on the fund's last financial year. This figure may vary from year to year. Management fees and other Administration or operating costs: 1.8% Portfolio transaction costs: 0.1%
Changing fee	Not applicable
Performance fee	Not applicable
Swing price	Pas d'application
Anti-dilution levy	Not applicable
Custodian fee	Free of charge when held in a securities account with Nagelmackers NV

### Fiscality

Exchange Tax on Exit (TOB)	1.32% (max. EUR 4,000) applicable upon sale
Tax on Dividends*	Not applicable
Withholding tax on capital gains on debt claims (TIS BIS)*	Not applicable
Withholding tax on capital gains on debt claims (TIS BIS) of 30% for any investor who is a natural person and a tax resident of Belgium, on all or part of the capital gains realised on the redemption of (a) share certificates/units of investment funds that invest more than 10% of their assets directly or indirectly in debt claims (bonds, liquidities, etc.). In case of capital loss, no withholding tax is due.	

\* Exemption for non-residents provided that the required declaration is signed.

## Lexicon

**HIGH YIELD BONDS:** Fixed income securities issued by companies with poor credit ratings. They offer higher returns, but are associated with greater risks for investors.

**EMERGING MARKETS HARD CURRENCY:** fixed-income securities of any type of issuer in emerging countries, issued in hard currency (USD or EUR)

**FIXED INCOME:** Fixed rate investments, such as bonds and cash.

**INVESTMENT GRADE:** A credit rating for fixed-income securities, by which the rating agencies certify good to very good creditworthiness. This means a rating of BBB- or higher by Standard & Poor's or an identical rating by Moody's or Fitch. For these bonds, it is assumed that the risk of default is lower than for bonds with a low credit rating. "Default" refers to a company that is no longer able to make interest payments or repay the original investment.

**VOLATILITY:** The change in the price of a financial instrument or the market as a whole. The higher the volatility, the greater the risk the greater the risk to the investor.

**SOLVABILITY (RATING):** A measure of the ability of a person, state or company to pay its debts. The higher the creditworthiness, the easier it is to obtain loans from third parties.

**SWING PRICING:** Swing pricing is a technique used to eliminate the negative impact on the net asset value of a fund or sub-fund caused by the entry and exit of participants in that fund or sub-fund. This technique aims to protect participants in the fund or sub-fund who do not want to leave. In practice, it is the incoming or outgoing participants who bear the costs generated by their transactions.

**OTHER:** "Other" on a chart refers to instruments that are not included in the applied allocation.

**EMERGING MARKETS:** Les pays émergents sont des nations où l'activité sociale et entrepreneuriale se développe rapidement et qui sont sur la voie de l'industrialisation.

**ANTI-DILUTION LEVY:** The fund may choose to charge an additional entry or exit fee. This is only possible when a predetermined threshold is exceeded. The proceeds of the fee are allocated directly to the fund.

**SFDR:** The Sustainable Finance Disclosure Regulation (SFDR) is a European regulation introduced to improve transparency in the market for sustainable investment products, to prevent greenwashing and to increase transparency around sustainability claims made by financial market participants.

**maturity breakdown:** (Graphical) breakdown of bond maturities

**breakdown by rating:** (Graphical) distribution of bond ratings in the fund's portfolio.

## Legal information

- The term "fund" should be understood to mean an open-ended investment company (with variable capital), or a sub-fund of an open-ended investment company, or a mutual fund.
- **Any decision to invest in the financial instrument referred to in this document should be made after having read the most recent version of the prospectus and Key Investor Information.**
- The information contained in this report does not take into account the financial situation, experience, knowledge and investment objectives of each investor: each potential investor is therefore advised to obtain additional information from his or her Nagelmackers agency.
- This document has been compiled by Nagelmackers on the basis of sources that have been selected with the utmost care and are considered complete and reliable.

Responsible publisher: Banque Nagelmackers S.A., Rue Montoyer 14, 1000 Brussels - 0404.140.107

You can address any complaint to the Complaints Service of Bank Nagelmackers nv (Montoyerstraat 14, 1000 Brussels) or communicate it via [nagelmackers.be](mailto:nagelmackers.be) or via [plaintes@nagelmackers.be](mailto:plaintes@nagelmackers.be). You can also contact the competent body in the mediation of banking and investment services and the distribution of financial instruments (Ombudsman in Financial litigations, North Gate II, Koning Albert II-laan 8, 1000 Brussels) via [Ombudsman@OmbFin.be](mailto:Ombudsman@OmbFin.be). Albert II-laan 8, 1000 Brussels) via [Ombudsman@Ombudsfin.be](mailto:Ombudsman@Ombudsfin.be).

Powered by

